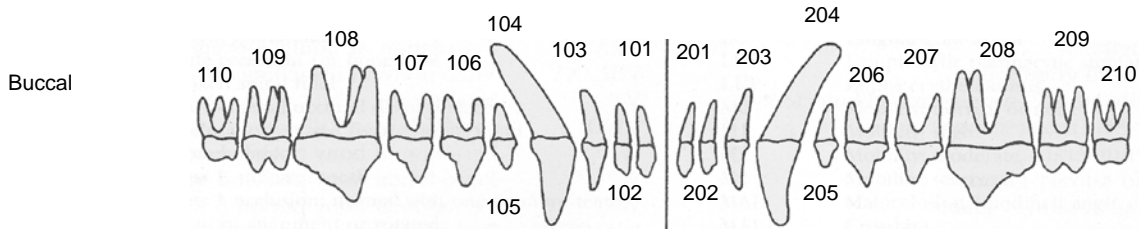


Canine Dental Assessment Chart



| | | | |
|--------|----------|-----|--------|
| Date: | | | |
| Owner: | Patient: | | |
| Breed | Age | Sex | Weight |
| | | | |



Oral Exam and Diagnosis

Prior dentistry: _____

Presenting complaint: _____

Perio pockets: _____

Gingival recession: _____

Osseous recession: _____

Mobile teeth: _____

Missing teeth: _____

Fractured teeth: _____

Radiographs: _____

Other pathology/findings: _____

Palate _____

Lymph Nodes _____

Tongue _____

Salivary Papilla _____

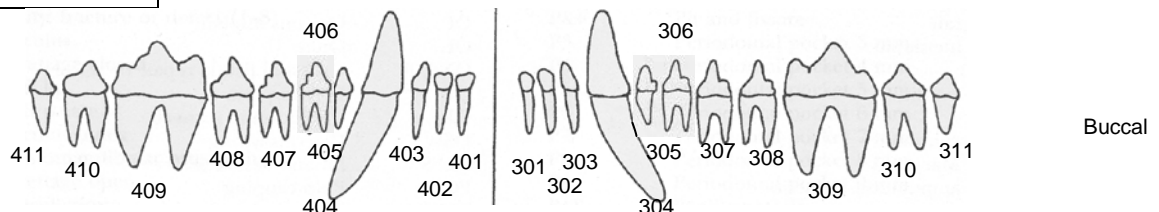
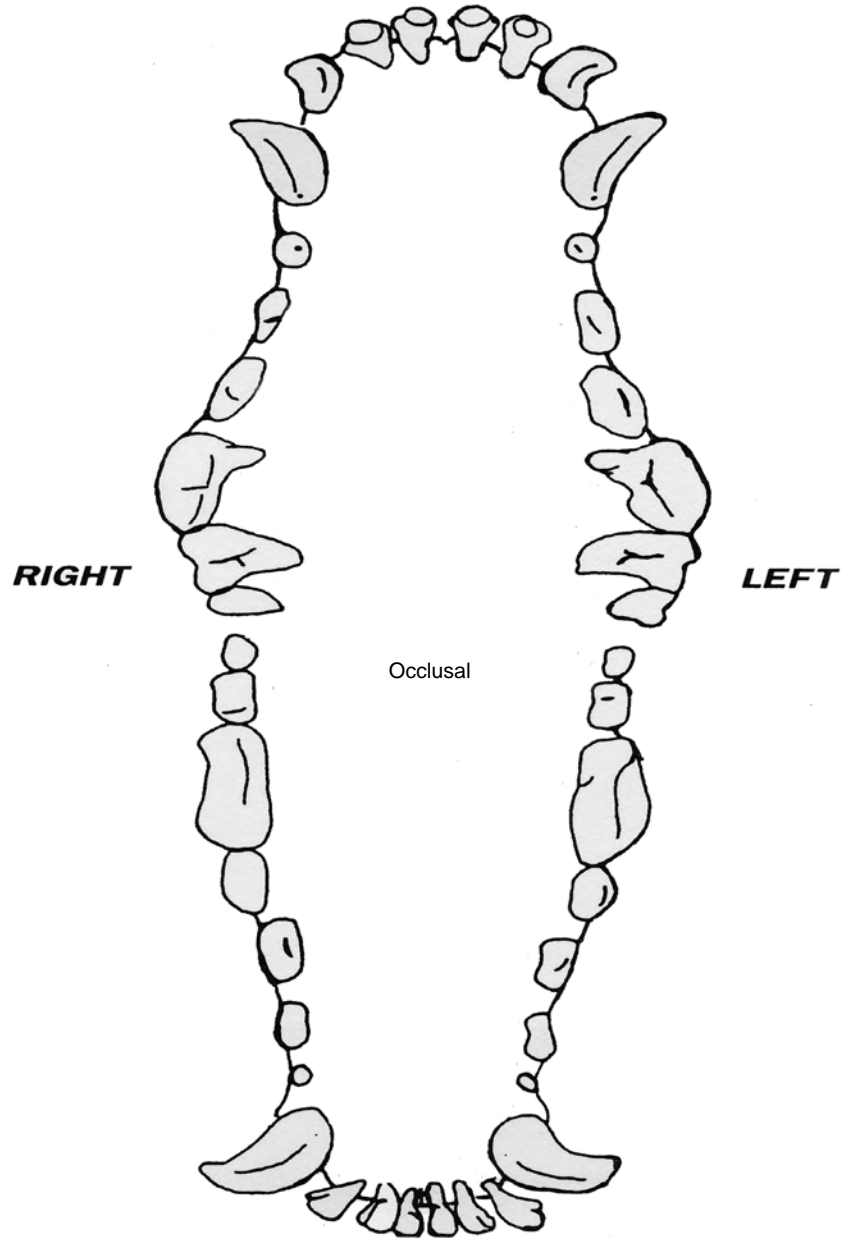
Tonsils _____

Gingivitis Index 0 1 2 3

Plaque Index 0 1 2 3

Calculus Index 0 1 2 3

Occlusion Class 0 1 2 3 4



Treatment

Prophylaxis

- Curettage
- Polishing
- Root Planing
- Ultrasonic /Sonic

Oral Surgery

- Epulis Removal
- Fistula Repair
- Fracture Repair (Bone)
- Fractured Tooth Repair
- Mandibulectomy
- Maxillectomy
- Mucoperiosteal Flap
- Odontoplasty
- Ostectomy
- Pulp Capping (Indirect)
- Reimplant Tooth
- Splint (Acrylic)
- Splinting (Interdental)
- Sutures (Abs/Non)
- Tumor Removal
- Wiring (Interdental)
- Wiring (Interosseu)
- Other _____

Periodontal Surgery

- Biopsy (Bone/Tissue)
- Curettage (Open)
- Flap (Double Reverse/Open /Reposition/Sliding)
- Gingivectomy/Gingivoplasty
- Graft (Gingiva/Bone)
- Guided Tissue Regeneration
- Splinting (Periodontal)
- Sutures (Abs/Non Abs)

Orthodontics

- Bite Block
- Brackets
- Elastic Device
- Inclined Plane
- Splinting

Endodontics

- Apicoectomy
- Calcium Hydroxide
- GP Thermoplastic/Cones
- Gutta Flow
- Mineral Trioxide Aggregate
- Pulp Capping (Direct)
- Pulpotomy (Vital)
- Root Canal (Single/Double/Triple)

Restorations

- Crown (Cap)
- Crown Impression
- Crown Lengthening
- Crown Preparation
- Bonding/Restoration _____
- Glass Ionomer _____

Exodontics

- Alveoloplasty
- Crown Reduction
- Extraction
- Extraction (Deciduous)
- Extraction (Root Remnant)
- Flap Gingival
- Hemisection/Section
- Odontoplasty
- Root Amputation
- Sutures (Abs/Non)
- Other _____

Other

- Antibiotic Injection
- Bone Graft _____
- Discuss Homecare Program
- General Anesthesia
- Subgingival Antibiotic – Doxirobe

Procedures/Treatments

Professional prophylaxis: _____

CHX/Fluoride: _____

Periodontics: _____

Endodontics: _____

Restorations: _____

Extractions: _____

Oral Surgery: _____

Orthodontics: _____

Other Treatments: _____

Future Treatment Plans: _____

Transdermal Analgesia

Duragesic Transdermal 25 micrograms _____

Local Analgesia Blocks

0.5 % Bupiv/Bupren ____/____ ml ____ Mental

0.5 % Bupiv/Bupren ____/____ ml ____ Mandibular

0.5 % Bupiv/Bupren ____/____ ml ____ Infraorbital

0.5 % Bupiv/Bupren ____/____ ml ____ Maxillary

Buprenex ____ ml added to Bupivacaine Block

Code Key

| | | | |
|-----|---|-----|-------------------------------------|
| AB | Abrasion | PE | Pulp Exposure |
| AT | Attrition | RPO | Root Planing Open |
| DT | Deciduous Tooth | RPC | Root Planing Closed |
| E/D | Enamel Defect | TR | Resorptive Lesion |
| E/H | Enamel Hypoplasia | | 1 Enamel Only |
| FX | Fracture | | 2 Into Dentin |
| G/B | Buccal Granuloma (Cheek chewing lesion) | | 3 Into Pulp |
| G/H | Gingival Hyperplasia | | 4 RL3 w/Extensive structural damage |
| GR | Gingival Recession | | 5 Crown Lost-Root Tips Remain |
| O | Missing Tooth | RRT | Retained Root Tip |
| OM | Oral Mass | SN | Supernumerary |
| ONF | Oral Nasal Fistula | ST | Stomatitis |

Debra A. Nossaman, DVM, FAVD, DAVDC

William R. Gengler, DVM, DAVDC

Dallas Veterinary Dentistry & Oral Surgery

817.431.8451

www.DallasVeterinaryDentistry.com